


## RADIO TRANSMITTER WITH DUSK/DAWN FUNCTION

Product code: TVSLC868A01

### EOS

Radio transmitter with dusk/dawn function. By means of the adjustable functioning mode, the device transmits commands according to the measured light level and the receiver where it's memorized to. Activation threshold can be configured from 10 to 150 lux.

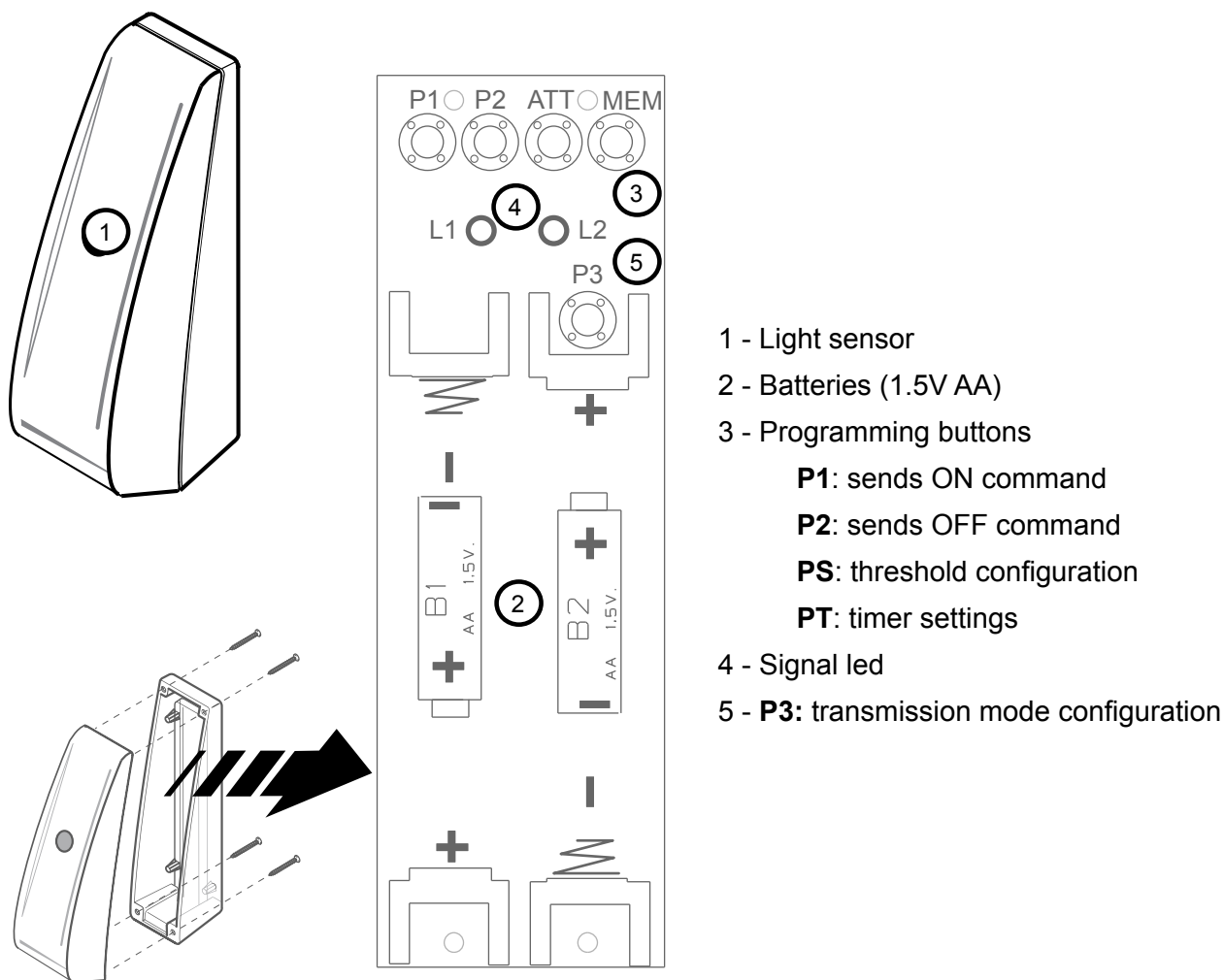


### Characteristics

- Flexible configuration according to the requests and the controlled applications.
- Activation threshold from 10 to 150 lux
- Frequency of control: 20 minutes
- Timed activation of the receiver, from 2 to 8 hours.
- Compatible with many Teleco receivers.
- IP54

Code Number:	Series		Model number	Date
TVSLC868A01	TVLink		Temp.	14/07/14

## 1 - Description of the product



## 2 - Functioning of the device

It's possible to configure the activation threshold from 10 to 150lux, with procedure at **par.4**.  
 When the measured light level is below this threshold, EOS sends a command; in case of the measured light level exceeds the threshold of the 50%, EOS sends the opposite command, same as in case of timed activation of the receiver (see **par.5**).

The frequency of control of the light level is set to **20 seconds** in the first 13 minutes after power-on or programming, then it switches to **20 minutes**.

The functioning modes are the following:

- turning on any load (ON/OFF type) if below the threshold, turning off if over the threshold (+50%).
- screen mode: it closes the application if below the threshold, it opens again if over the threshold (+50%).
- turning on at 100% of the load if below the threshold, turning off if over the threshold (+50%).  
*This mode is suitable for dimmer to control led strips or led lights, halogen, fluorescent or incandescent lamps, heating and ventilation systems.*
- starting the automatic colour cycle in RGB controller if below the threshold, turning off if over the threshold (+50%).

The configuration of the desired functioning mode can be executed by means of the procedure at **par.3**.  
 After the configuration of the device, it can be memorized in one or more compatible receivers.

Code Number:	Series		Model number	Date
<b>TVSLC868A01</b>	<b>TVLink</b>		Temp.	14/07/14

### 3 - Configuration of the functioning mode

Press **P3** button as many times as the desired functioning mode:

Press	LED signal	Function	Below threshold	Over threshold
5	<i>both led ON</i>	ON/OFF loads	ON (CH1)	OFF (CH2)
6	<i>red led ON</i>	Screen	CLOSE (CH2)	OPEN (CH1)
7	<i>green led ON</i>	Dimmer 100% - OFF	100% (CH1)	OFF (CH7)
8	<i>red led flashing</i>	RGB cycle - OFF	START CYCLE (CH6)	OFF (CH7)

The value is automatically memorized 2 seconds after the button release.

**Attention:** it's not possible to set more than one functioning mode in the device.

### 4 - Setting the activation threshold

1. Press **PS** button until the led are ON, then release.
2. Press **PS** button as many times as the desired value:

Press	LED signal	Value (lux)
1	<i>both led ON</i>	150
2	<i>red led ON</i>	100
3	<i>green led ON</i>	50
4	<i>red led flashing</i>	25
5	<i>green led flashing</i>	10

3. Press **PT** button to save and exit.

### 5 - Setting the timer for the timed commands

1. Press **PT** button until the led are ON, then release.
2. Press **PT** button as many times as the desired value:

Press	LED signal	Value (ore)
1	<i>both led ON</i>	2
2	<i>red led ON</i>	4
3	<i>green led ON</i>	6
4	<i>red led flashing</i>	8
5	<i>green led flashing</i>	deactivated

3. Press **PS** button to save and exit.

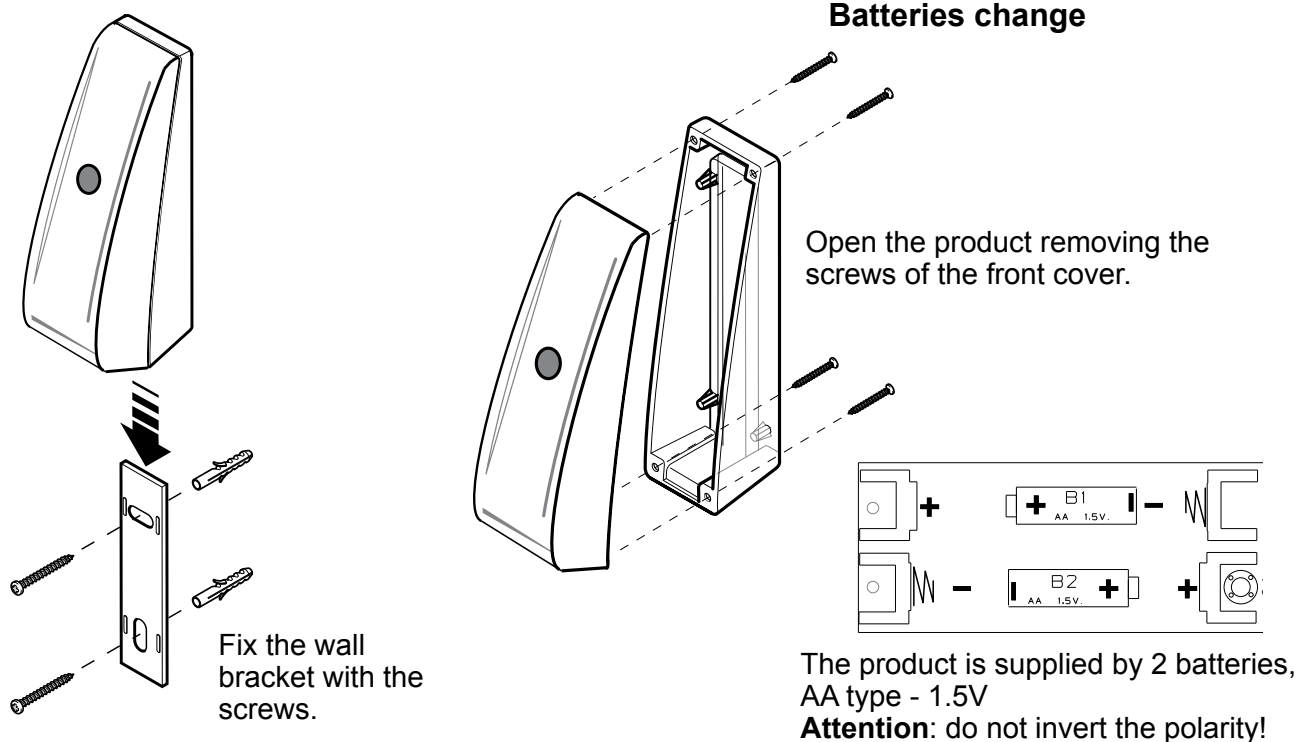
### 6 - Memorization of the transmitter

For its proper functioning, EOS needs to be memorized in the memory of the compatible receiver it will control. In order to execute the memorization please refer to the procedure contained in the receiver's instructions manual. According to the functioning mode configured at **par.3**, the transmitter must be memorized considering the following table:

Function	Memorization procedure
ON/OFF loads	Double channel, press P1 more than 3 seconds
Screen	Double channel, press P1 more than 3 seconds
Dimmer 100% - OFF	7 channels transmitter, press P1 more than 3 seconds
RGB cycle - OFF	7 channels transmitter, press P1 more than 3 seconds

Code Number:	Series		Model number	Date
<b>TVSLC868A01</b>	<b>TVLink</b>		Temp.	14/07/14

## 5 - Fixing and batteries change



### Warnings

#### SAFETY RULES



- Do not use the manual transmitter in places or where systems are sensitive to radio emissions (e.g. airports, hospitals).
- Do not keep or use the manual transmitter in places that are damp, where there is steam, high air humidity, dust or where it is exposed to the direct rays of the sun or similar environmental conditions.
- Do not let the manual transmitter drop: it could be damaged or its range of action reduced.
- The device is not protected against interference from other telecommunication equipment or systems (e.g. authorised radio systems working on the same frequency range).

#### BATTERY CHANGE

- Keep the batteries out of the reach of children. Call a doctor immediately if a battery is swallowed.
- Explosion hazard if the battery is substituted incorrectly.
- Replace the battery with a AA type battery only. **Pay attention to correct polarity (+/-)!**
- Always wrap the battery up, both when it is being stored and when it is being disposed of. The battery should not come into contact with other metal objects as it could cause the battery to run down, catch fire or be damaged.
- Dispose of damaged or finished batteries immediately in compliance with the law. To this end, contact the authorities for safeguarding the environment or the centre for disposing of waste materials in your area.
- Do not throw the battery away with household rubbish.



#### WARRANTY

The warranty complies with the law. If the warranty has to be used please refer to the specialized retailer. The right to the warranty is applicable only for the country in which the manual transmitter was purchased. The batteries are not covered by the warranty.

#### DECLARATION OF CONFORMITY TO THE EU DIRECTIVES

Teleco Automation SRL declares that the above mentioned articles satisfy all the technical regulations applicable to the product within the scope of Council Directives 2006/95/CE, 2004/108/CE and 99/5/CEE, namely:

ETSI EN 301 489-3 V1.4.1:2002

ETSI EN 301 489-1 V1.8.1:2008

EN 300 220-1 V2.1.1:2006

ETSI EN 300 220 - 2 V2.1.2:2007-06

EN 50371 (2002)

EN 60950-1:2006 EN 60950-1/A11:2009

A copy of the declaration of conformity (DoC) is available on the site: [www.telecoautomation.com/ce](http://www.telecoautomation.com/ce). In the view of a constant development of their products, the manufacturer reserves the right for changing technical data and features without prior notice.

### TECHNICAL SPECIFICATIONS

-Carrier frequency	868.3 MHz	-Working temperature	-10° +55°C
-Power supply	2x1.5V AA	- IP54	
-Consumption when transmitting	10 mA		

Code Number:	Series		Model number	Date
<b>TVSLC868A01</b>	<b>TVLink</b>		Temp.	14/07/14